



**Wickman**  
[www.wickman-group.com](http://www.wickman-group.com)

# ACW Servo Range

*Better lathes, better results*



[www.wickman-group.com](http://www.wickman-group.com)

# Wickman *Better lathes, better results.*

## Welcome

We are a global supplier and manufacturer of multispindle lathes, designed to produce medium and large volumes of extremely precise, high quality components. Our services and sales network extends to all parts of the world, with offices based in the UK, Brazil, USA, China & India.

Our key industries: automotive, aerospace, defence, agriculture, hydraulic, white goods, electronics, oil and gas.

We manufacture multispindle lathes with CNC & PLC control, capable of turning components from 5mm up to 82mm diameter.

In 2000, when Owen Coyne and Chris Barrett took over Wickman, they revitalised a brand with a long tradition of excellence. Since the 1930s, we have been known for producing quality multispindle lathes with a forty or fifty years lifespan. Aftercare and service are fundamental aspects of our approach, demonstrated through continually providing spares for machines we originally made many decades ago.

As well as manufacturing world-renowned multispindle lathes, we also provides products and services from our associated companies – MORI-SAY Cam & CNC multispindle lathes and turning machines, Manurhin CNC sliding head machines and Cucchi Bar Loading Technology.

### ♥ Customer-focused company

We are a customer-focused and driven business. We offer solutions that increase efficiency and productivity for our customers and always aim for affordable technical solutions so that we can give our customers a great deal!

### 🌐 A global company

Wickman sales, service and technical support are recognised to be the best in the world. Selling a machine is only part of the process; every sale comes with a commitment to our customers. We are proud to build long term business relationships with our customers worldwide and give them all the support that we can.

### 👍 A company that understands

From an operational point of view, we guarantee maximum flexibility in terms of costs and needs of all our customers both old and new. We tailor machines to suit the buyer's specific requirements; we understand the importance of customer service.

### 📈 A sustainable and successful company

Over the last 20 years, we have extended our product range, developed our global services and support system and invested in a focused, successful team. We are proud to be a leading global supplier of high quality and affordable machinery to the turned parts industry.

## What you see is what you get

Our employees pride themselves on being open-minded team players and understanding the customers' needs and requirements. Our management team use a practical approach to achieving clearly defined targets that are reviewed annually.

**MANURHIN KMX**

**Gozio**  
TRANSFER

**TAJMAC - ZPS**

**Wickman**  
www.wickman-group.com

**CUCCHI-BLT**  
BAR LOADING TECHNOLOGY

**MORI-SAY**

**TANGI-FLOW**

# Wickman ACW

All Wickman lathes are built for a long life, but eventually they need more than routine maintenance. When that happens, we go back to the beginning, strip the machines back to bare castings and remanufacture.

Wickman ACW's are quick to set up and easy to maintain and great value for money. All Machine builds are carried out by our own trained and qualified Wickman engineers, using genuine Wickman spares and original specifications. All our ACW lathes are thoroughly factory tested, with fully certified OEM test cut reports issued with each machine.

## Guarding system

New, enclosed guarding system offers the best in health, safety and environmental protection. Acoustic covers provide excellent sound insulation and oil spillages are reduced for safer working conditions. The fully interlocked system is CE and OSHA ready.

## Lubrication

- ACW range are specified as standard with a monitored cutting oil delivery system
- Standard system can deliver up to 200 litres per minute through multiple valve controlled outlets
- Upgrade is available on request to meet your coolant control requirements:
  - » Mid to High pressure coolant system
  - » Micro filtration
  - » Dry sump
  - » Oil chilling
  - » Removable swarf tray

## Spindle speed and feed motor specification

- Siemens 'Simotic' asynchronous spindle motor up to 30kW.
- Siemens 'Simotics' synchronous servo feed motor.
- Motors are driven by a Siemens 'Sinamics' S120 drive system that gives you energy efficiency, optimum performance and reliability.
- All are controlled via Siemens PLC giving you fingertip control of spindle speeds & cycle times.



## Options

Wickman are pleased to tailor any ACW machine to meet specific requirements. Please talk to us about the many options which include:

- Attachments for special operations
- Spindle stop features
- Turn key solutions
- Cucchi BLT barloaders
- Maintenance Agreements
- Remote access to PLC

Wickman Group is your turning solutions partner.

## Benefits of the Wickman ACW range

- Quick and easy to set up
- Improved machine flexibility
- Shortened cycle times
- Increased productivity and efficiency
- Reduced noise levels
- Shorter down-times and affordable maintenance costs

# Attachments

## Pick up:

- Standard – a standard Wickman pick up can be used in conjunction with this machine
- Hydraulic/pneumatic – can be used in conjunction with this machine
- A cam-less back working spindle can be supplied

## Threading:

- Thread milling – using a Wickman type milling attachment and thread hobb
- Thread chasing – using a Wickman type thread chasing attachment. There are separate devices for internal and external chasing
- Thread rolling – using a Winter, Landis, Fette or similar thread rolling attachment

## High speed drilling:

- Standard Wickman configuration or High Pressure through the spindle coolant (max 70 bar) can be used

## Recessing:

- Ramp type, push over (shank) type, swing type, rotary/milling type ramp, rotary/milling push over type (the feed rate can be controlled off the cross slide.)

## Flat generating

- Plunge type, end working type, quill type, reverse type (for scallops)



## Slotting, drilling & end milling – end working

- Synchronous slotting – frontal type, on and off centre

## Reaming and broaching

- Reaming – slow reaming spindle or advanced (accelerated) type with synchronous spindle
- Driven broaching/drifting – synchronised rotating spindle
- Non driven – free revolving broaching i.e. Tangi-Flow

## Component marking

- Roll marking – applied from the cross – slide, various options can be applied
- Frontal marking head – applied from the centre block to mark the front of part

## Cross slide drilling, tapping and milling

- Cross drilling – single or multi drill
- Cross drill and trepan
- Cross tapping
- Cross milling – flat bottom, slot, dual slot etc.

## Eccentric attachments

- Eccentric drilling, forming, boring and turning

## Whenever you need us, just call

At Wickman, we don't believe that selling a piece of equipment is the end of the story. Even though we'll make sure that everything is perfect when we leave, we won't be walking away completely. Our support is there whenever you need it. And if that's five minutes post sale, five months, five years or five decades, we won't mind. We'll get you sorted.

Our engineers are just that – engineers first and foremost with a fascination with machinery and machining that makes them a real asset not just our organisation but to yours too. We can help with all sorts of issues, from queries about lathe set up and

operation and the difficulties of machining a complex component or a new material. We can run training sessions, work with you on machine-shop layout and workflow. We can service your machines either as a one-off exercise or as part of a programme of scheduled maintenance. We can advise on and implement modifications, plan for upgrades or necessary repairs, and we can help source the right equipment to handle new projects or changed priorities.

**Speak to us about our maintenances contracts  
we supply on +44 (0) 2476547900**



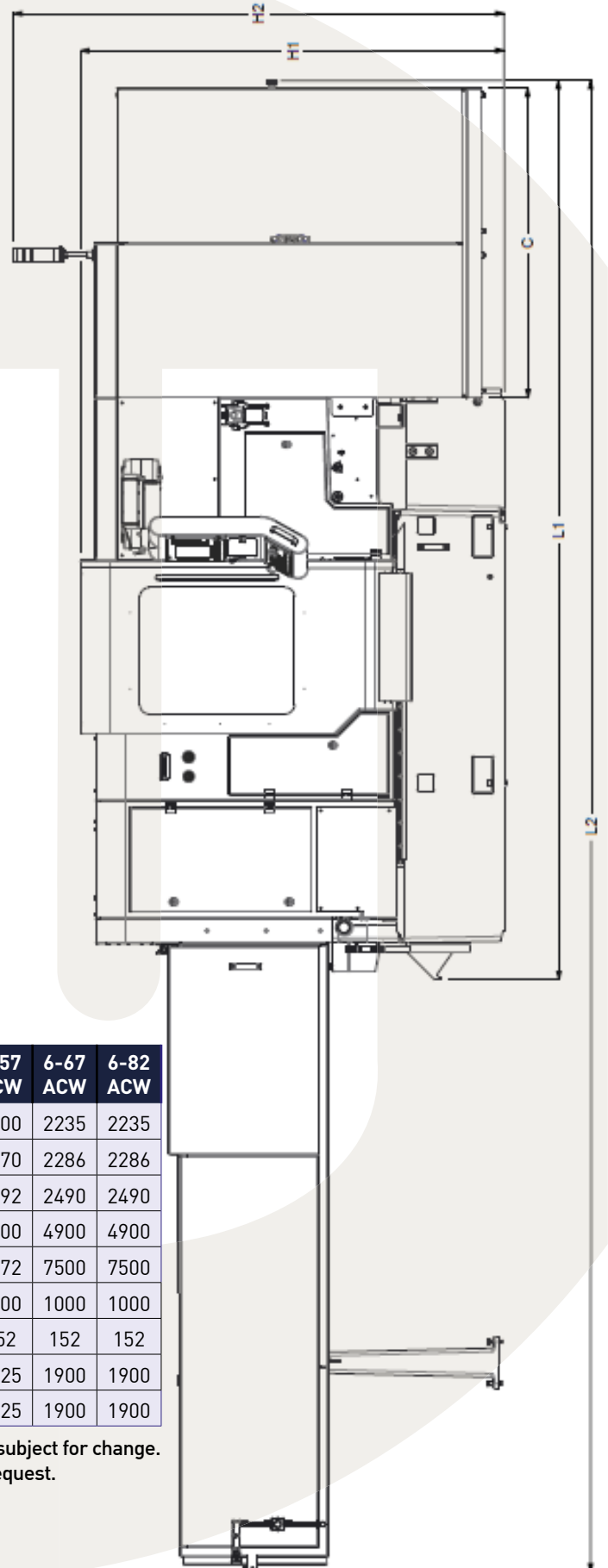
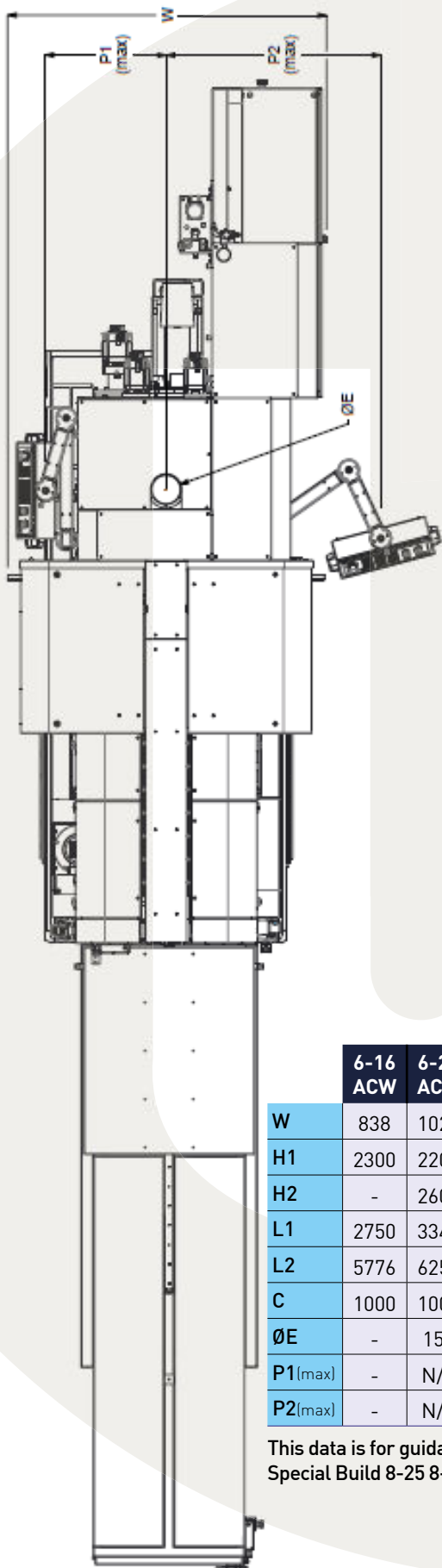
# Wickman Classic PLC 2014 Technical Data

	6-16 ACW	6-25 ACW	6-35 ACW	6-44 ACW	6-57 ACW	6-67 ACW	6-82 ACW
<b>Bar capacity</b>							
Round	16 mm	25 mm	35 mm	44 mm	57 mm	67 mm	82 mm
Hexagon (across flats)	13.7 mm	22 mm	30.2 mm	38.3 mm	49.5 mm	57.6 mm	71.3 mm
Square (across flats)	11.1 mm	17.7 mm	24.6 mm	31.2 mm	40.3 mm	47 mm	58.1 mm
<b>Bar Feed Stroke</b>	0-89 mm	0-127 mm	12-178 mm	12-178 mm	12-254 mm	12-126 mm	12-126 mm
<b>Centre Block</b>							
Feed Stroke	0-50.8	0-63.5	0-89	0-89	0-127	12-126	12-126
<b>Centre Block</b>							
Approach Stroke	0-50.8	0-63.5	89	89	102	0-127	0-127
<b>Independent Slide Stroke</b>							
Feed Stroke	0-50.8	0-63.5	0-89	0-89	"0-5"		
<b>Lower Cross Slides position 1 &amp; 2</b>							
Feed Stroke	0-12.7	0-12.7	0-32	0-32	0-35	0-44	0-44
<b>Upper Cross Slides positions 4 &amp; 5</b>							
Feed Stroke	0-12.7	0-12.7	0-48	0-48	0-54	0-63	0-63
<b>Intermediate Cross Slides positions 3 &amp; 6</b>							
Feed Stroke	0-9	0.8-12.7	0-22	0-22	0-30	Mar-35	Mar-35
<b>IDLE TIME</b>							
Idle Time	0.64	1.37	2	2	2.5	3	4
<b>Spindle Speeds RPM</b>							
Spindle Speeds	400-5000 RPM	900-3500 RPM	150-2250 RPM	150-2250 RPM	50-2000 RPM	30 - 1300 RPM	30 - 1200 RPM
<b>Spindle Motor Power</b>							
Spindle Motor Power	20 Kw	20 Kw	28 Kw	28 Kw	37 Kw	37 Kw	37 Kw
<b>Overall Dimensions</b>							
Without Stock Carriage	915 x 2737	1257 x 3346	978 x 3930	978 x 3930	1473 x 4178	1562 x 4200	1562 x 4200
With Stock Carriage	915 x 5769	1257 x 3346	978 x 6442	978 x 6442	1473 x 6652	1562 x 6626	1562 x 6626
<b>Net weight (Approximate - includes the electrical equipments and stock carriage)</b>							
Net weight	3050 kg	6313 kg	8077 kg	8077 kg	10150 kg	12700 kg	12700 kg

**ALSO AVAILABLE ON REQUEST:** Special Build 8-25-8-44 , 8 Spindle Bar Machines, Chucking Machines, Spindle Stopping, Double Bar Feed, Long Bar Feed

THIS DATA IS FOR GUIDANCE ONLY AND MAYBE SUBJECT TO CHANGE

# Machine Dimensions



	6-16 ACW	6-25 ACW	6-35 ACW	6-44 ACW	6-57 ACW	6-67 ACW	6-82 ACW
W	838	1028	1645	1645	1700	2235	2235
H1	2300	2200	2186	2186	2170	2286	2286
H2	-	2600	2532	2532	2592	2490	2490
L1	2750	3346	4243	4243	4800	4900	4900
L2	5776	6254	7302	7302	6172	7500	7500
C	1000	1000	1000	1000	1000	1000	1000
ØE	-	152	152	152	152	152	152
P1 <sub>(max)</sub>	-	N/A	1536	1536	1825	1900	1900
P2 <sub>(max)</sub>	-	N/A	1448	1448	1825	1900	1900

This data is for guidance only and may be subject for change.  
Special Build 8-25 8-44 are available on request.

## Other Machines in our Range

### Wickman ACW CNC

Wickman CNC lathes from Wickman are designed to tick all the boxes. Where you need superb machining accuracy and quick setup; the strength to machine tough materials and produce complex shapes, you need something special: Wickman; Performance-CNC.



## Wickman Worldwide

Let Wickman provide and support your turning needs  
for now and in the future

Brazil: 0055 (0) 19 3515 7337

Poland: 0048 (0) 42 658 0065

France: 0033 (0) 450 340041

UK & Rest of World: 0044 (0) 2476 547 900

Spain: 0034 (0) 679 714 195



USA: 001 847 458 6400

India: 0091 (0) 9902095976/79

China: 0086 (0) 512 3687 7999



Wickman Group, Automatic House, Discovery Way, Binley, Coventry, UK CV3 2TD  
T: 02476 547 900 E: [enquiries@wickman-group.com](mailto:enquiries@wickman-group.com) W: [www.wickman-group.com](http://www.wickman-group.com)

 [@Wickman\\_group](https://twitter.com/Wickman_group)  Wickman Group



[www.wickman-group.com](http://www.wickman-group.com)